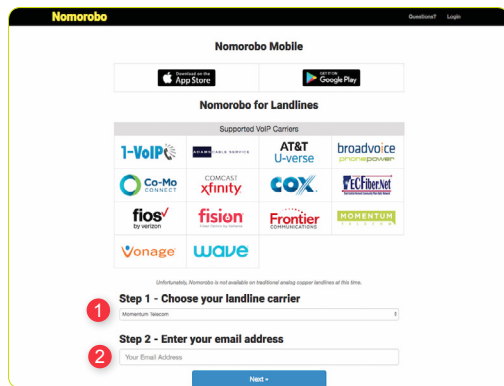
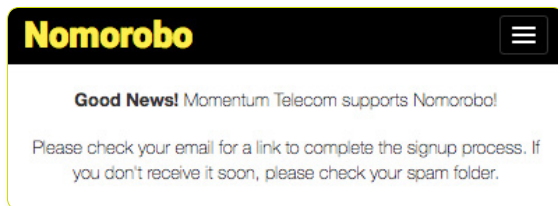


Nomorobo defends your telephone number from unwanted and robo phone calls. To activate and take full advantage of this feature, follow the outline of basic steps below.

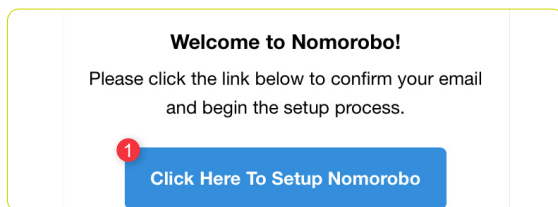
Go to: [www.nomorobo.com/signup](http://www.nomorobo.com/signup)



- 1 – Step 1 Select **Momentum Telecom** in the drop-down selection tool.
- 2 – Step 2 Enter your email address in the space provided. A Good News! confirmation message displays.

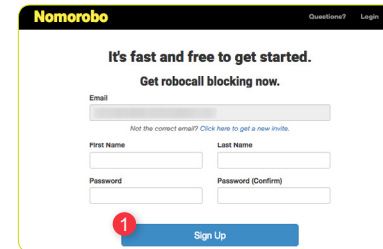


You will soon receive an email similar to the one below.

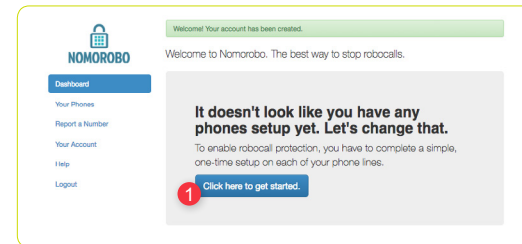


- 1 – Click on the setup button.

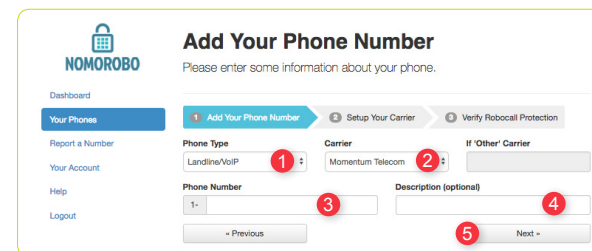
A page similar to the one below will load.



- 1 – Enter your information and click the **Sign Up** button. This will load a page similar to the one below.



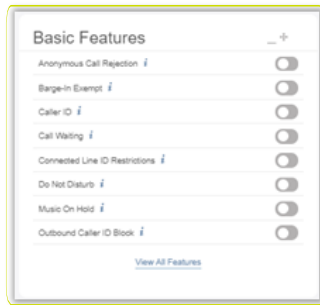
- 1 – Click on the Get Started button.



On this page, enter or select the following.

- 1 – From the dropdown, select **Landline/VoIP**.
- 2 – From the dropdown, select **Momentum Telecom**.
- 3 – Enter your **Phone Number**.
- 4 – Enter a **Description**.
- 5 – Click **Next**.

Clicking **Next** displays reminder steps to go setup your account in the Cloud Services Portal to allow usage of this feature.



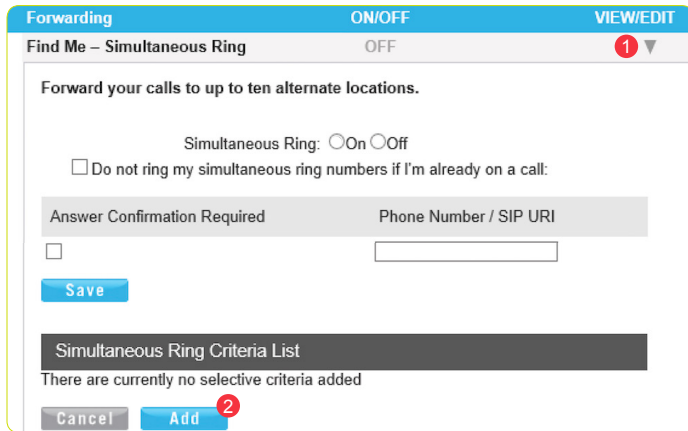
**To Continue Setup:**

Open a separate browser tab.

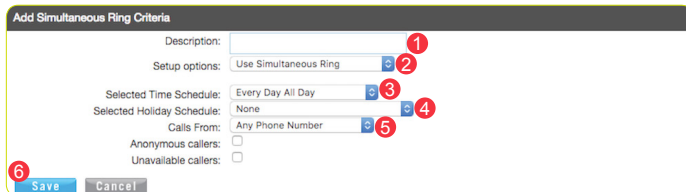
Log into the [My Cloud Services Portal](#).

Click the [ViewAllFeatures](#) link in the **Basic Features** card on the Dashboard to view the Settings for all your features.

Scroll down to the **Forwarding** section.

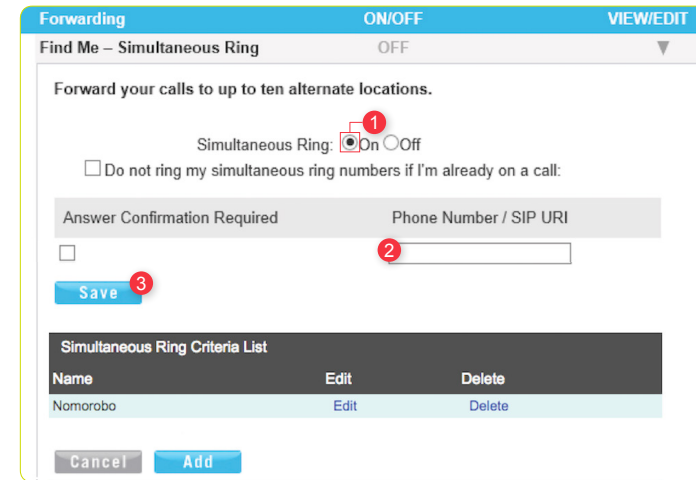


- 1 – Click on the View/Edit arrow next to **Find Me – Simultaneous Ring**.
- 2 – Click **Add** to open the Add Simultaneous Ring Criteria window and create a rule.



- 1 – **Description** - Enter "Nomorobo".
- 2 – **Setup options** - Choose **Use Simultaneous ring**.
- 3 – **Time Schedule** - Choose **Every Day, All Day**.
- 4 – **Selected Holiday Schedule** - Choose **None**.
- 5 – **Calls From** - Select **Any Phone Number**.
- 6 – Click **Save** to create the rule.

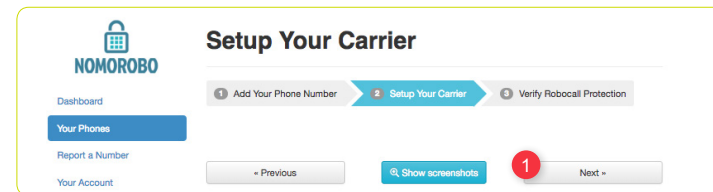
The main Find Me - Simultaneous Ring page redisplay to finish setup.



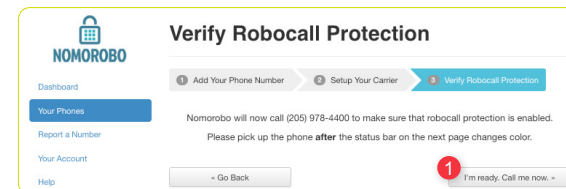
- 1 – **Simultaneous Ring** - Select **On**.
- 2 – **Phone Number/SIP URI** - Enter 205 301 5570.
- 3 – Click **Save** to apply your settings.

**Return to the Nomorobo tab on your browser.**

- 1 – Click **Next**.



- 1 – Click **I'm ready. Call me now**.



If enabled correctly, a confirmation message displays, and Nomorobo calls your number to provide a final confirmation message.