



Meraki MV - Smart Cameras


The Cisco Meraki MV product family is a line of indoor and outdoor networked cameras that are exceptionally simple to deploy and configure due to their integration into the Meraki Dashboard, and their use of cloud augmented edge storage. The MV family eliminates traditional solutions' complex and costly hardware, removing the limitations typically placed on video surveillance deployments.

Click on a topic/section within the image below to view the related resources and information in your browser.

 Home >  MV - Smart Cameras

MV - Smart Cameras

Last updated: Apr 16, 2025



The Cisco Meraki MV product family is a line of indoor and outdoor networked cameras that are exceptionally simple to deploy and configure due to their integration into the Meraki Dashboard, and their use of cloud augmented edge storage. The MV family eliminates traditional solutions' complex and costly hardware, removing the limitations typically placed on video surveillance deployments.

Learn more with these free online training courses on the Meraki Learning Hub:

- [Smart Cameras Introduction](#)
- [Introducing How Meraki Smart Cameras Work](#)
- [Introducing Meraki Video Access](#)
- [Introducing Meraki Smart Camera Setup](#)
- [Introducing Meraki Video Analytics and Integrations](#)
- [Operating Cisco Meraki Smart Cameras](#)

Sign in with your Cisco SSO or create a free account to start training.

MV Quick Start

First-time setup instructions for all MV endpoints.

MV Frequently Asked Questions

First-time setup instructions and troubleshooting guides for all MV endpoints.






















































Refer to the MV Healthcare Design Guide and FAQ for information specific to healthcare use cases.

NEW: [Click here for information on the new Meraki Vision portal](#)

What type of MV information are you looking for?

Click on the terms below to find the relevant document/s.

Site Survey	Conduct a proper site survey to understand your MV deployment needs.
Physical Installation	Pre-configure and physically install your cameras and any needed mounting accessories.
Initial Configuration	Complete initial configuration, including video quality, retention, and wireless settings.
Advanced Configuration	Perform optional advanced configuration steps, including video walls, motion alerts, and custom permissions.
Viewing Video	Understand direct and cloud proxy streaming and use motion search.
Processing Video	Share, pause processing and delete the video.
Video Analytics	Analyze video using motion heatmaps, people detection, and MV Sense.
Troubleshooting	Troubleshoot hardware issues.

<div> Initial Configuration</div> <div>Complete initial configuration including zoom, crop, focus, privacy windows, night mode, audio and wireless settings.</div> <div><div> Adjusting the Field of View of MV22 and MV72 Cameras</div><div> Audio Recording</div><div> Bulk Configuring Quality and Retention Settings Through Profiles</div><div> Focusing MV52, MV22/72 and MV21/71 Cameras</div><div> Meraki Display Licensing</div><div>...</div></div>	<div> Advanced Configuration</div> <div>Overview of advanced configuration settings for MV cameras.</div> <div><div> Configuring Camera FOVs on a Floor Plan</div><div> External RTSP</div><div> Hardware Guidelines for MV Video Wall Workstations</div><div> Motion Alerts</div><div> MV52 Shutter Speed Control</div><div>...</div></div>
<div> MV Datasheets</div> <div>Meraki provides datasheets for Meraki MV cameras documenting their capabilities and specifications.</div> <div><div> MV13 Datasheet</div><div> MV23 Series Datasheet</div><div> MV33 Datasheet</div><div> MV53X Datasheet</div><div> MV63 Series Datasheet</div><div>...</div></div>	<div> MV Overview and Specifications</div> <div>MV camera overview and specification documents. This includes second and third-generation MV cameras.</div> <div><div> MV Smart Camera FAQ</div><div> Second Generation MV Cameras: Overview and Specifications</div><div> Third Generation MV Cameras: Overview and Specifications</div></div>
<div> MV Quick Start</div> <div>A brief summary on how to set up an MV unit in a few simple steps.</div> <div><div> MVクイック スタート</div></div>	<div> Physical Installation</div> <div>Installation instructions and network configuration guides for MV cameras.</div> <div><div> Gen2 MV Mounting Options and Guidelines</div><div> Gen3 Meraki MV Mounting Options and Guidelines</div><div> Meraki Display Hardware Guide</div><div> MV12 Installation Guide</div><div> MV13 Installation Guide</div><div>...</div></div>
<div> Processing Video</div> <div>MV camera options relating to processing video, logs, and exports.</div> <div><div> Exports Creation and Management</div><div> Pause Processing and Deleting Video</div><div> Sharing Video</div><div> Video Access Log</div></div>	<div> Troubleshooting</div> <div>Troubleshooting instructions and FAQs for MV cameras. Also includes information about image, video, and cloud storage.</div> <div><div> Firmware Updates on MV Smart Cameras</div><div> MV22X and MV72X Storage Capacity FAQ</div><div> Troubleshooting and Replacing a Faulty MV</div><div> Troubleshooting MV Image Quality</div></div>
<div> Video Analytics</div> <div>Articles pertaining to MV camera settings for various detection conditions.</div> <div><div> Motion Heatmaps</div><div> MV Audio Detection</div><div> MV Intelligence Training</div><div> MV Object Detection</div><div> MV Presence Analytics</div><div> MV Sense Custom Computer Vision</div></div>	<div> Viewing Video</div> <div>Articles relating to the viewing and understanding of MV Video.</div> <div><div> Best Practices in Viewing MV Video</div><div> Meraki Display Introduction</div><div> Meraki Vision Portal Changelog</div><div> Mobile App - Camera Experience</div><div> Motion Search and Motion Recap</div><div>...</div></div>